HSF Pb RoHS

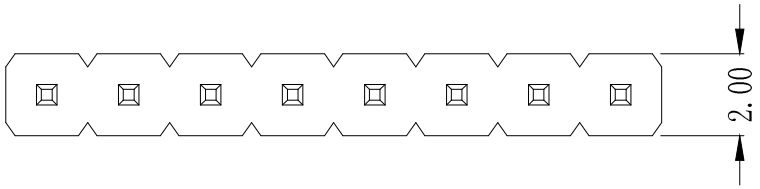

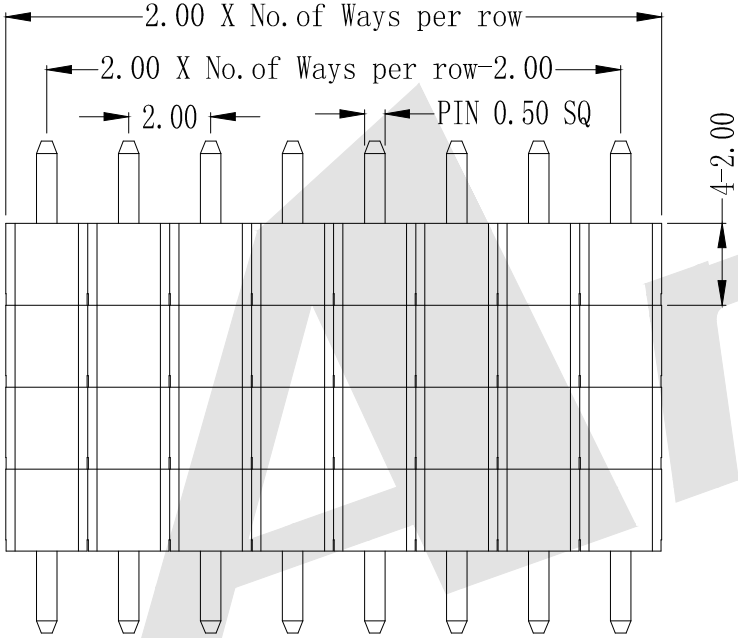

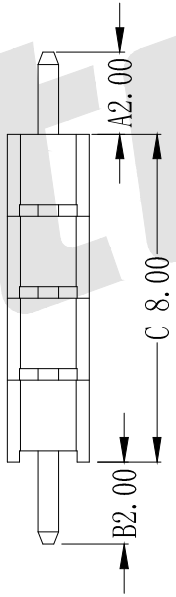

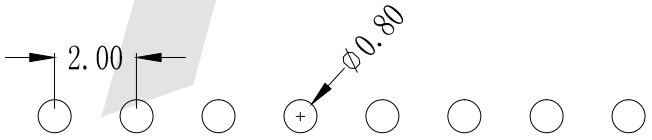

PCB LAYOUT

SPECIFICATION

Current Rating:	3 Amp
Insulation Resistance:	1000M ohms min
Contact Resistance:	20M ohms max
Dielectric Withstanding:	AC500V
Operating Temperature:	-65° C to +125° C
Contact Material:	Brass
Insulator Material:	PBT,UL 94V-0 Black

Ordering Code:

PHDS04 - X - X - S - A - C - B - X - X - X
① ② ③ ④ ⑤ ⑥ ⑦ ⑧

① Series No:

② No.of Contacts
01 To 40

③ Contact Plating:
G0:Gold flash S0:Selective
G1:3U″ Gold S1:Selective 3u″
G2:5u″ Gold S2:Selective 5u″
G3:10u ″Gold S3:Selective 10u″
G4:15u″ Gold S4:Selective 15u″
G5:30u″ Gold S5:Selective 30u″
SN:Tin

④ Connector Type
S:Single

⑤ Pin Length:
A:0300=3.00mm
C:1270=12.70mm
B:0300=3.00mm
Please mark the desired length in the A/C/B

⑥ Insulator Material
A:PBT
B:PA6T
C:LCP
D:PA46
E:PA9T

⑦ Packing:
A:Tray
B:Bag
T:Tube
U:Tube+CAP
R:Tape&Reel
W:Tape&Reel+CAP

⑧ Plastic High
H1:1.50mm
H2:2.00mm

Standard IE P/N : PHDS04-08-G0-S-0200-0800-0200-A-B-H2

A	C	B
2.00	8.00	2.00
Optional		

Unless Otherwise specified tolerance
X.±0.35 X.XX:±0.20
X.X:±0.25 X.XXX:±0.15

SCALE: As Shown | UNIT: mm
DRAW: Mo Guo Xuan | DATE: 23/11/2018
CHECK: BobYang | DATE: 23/11/2018

3rd ANGLE PROJECTION

ANTENK ELECTRONICS CO,.LTD
Http://www.antenk.com
E-mail:sales@antenk.com

TITLE: 2.00mm Pin Header Straight Type Single Row Multilayer Plastic

DRAWING NO: PHDS04-XXS-0200-0800-0200-XXX

PRODUCT NO: PHDS04-XXS-0200-0800-0200-XXX

REV	DESCRIPTION	DATE
		2017/04/14
		2016/10/25

Antenk